



DXB Entertainments PJSC (previously Dubai Parks and Resorts PJSC) is a Dubai based provider of leisure and entertainment destinations and experiences traded on the Dubai Financial Market (DFM) under the trading symbol DXBE.

We bring together a diverse portfolio of world class brands to offer pioneering entertainment in the areas of theme parks, retail and hospitality as well as leisure attractions.

Launched in 2014, DXB Entertainments owns and operates Dubai Parks and Resorts, the largest theme park destination in the Middle East. Spanning 30.6 million square feet of land, the AED 13.2 billion destination consists of four theme parks (Six Flags coming in 2019) in one location.

For us, fun means business. DXB Entertainments is set to become an industry leading provider and producer of innovative and inspirational entertainment experiences in the Middle East and beyond.

## Financial Highlights

As at 31<sup>st</sup> March 2017, in AED million

	Q1 2017	2016	
<b>Income Statement</b>	Revenue	160	76
	Loss for the period	(292)	(485)
<b>Balance Sheet</b>	Property & Equipment, investment properties, inventories, advances, and other receivables	10,324	10,289
	Cash and other financial assets	2,217	2,525
	Total assets	12,541	12,814
	Total equity	7,111	7,398
	Total liabilities	5,430	5,416
	Total equity and liabilities	12,541	12,814
<b>Cash Flow</b>	Net cash generated by operating activities	(529)	678
	Net cash used in investing activities	497	(3,012)
	Net cash generated from/(used) in financing activities	295	3,314
	Net cash movement during the period	263	980
	Cash and cash equivalents at the end of the year	1,607	1,344

### COMPANY INFORMATION:

**Industry** : Leisure & Entertainment  
**Listing date** : 10 December 2014  
**Start of Operations** : 31<sup>st</sup> October 2016  
**Rights issue date** : 25 May 2016  
**Rights issue amount** : AED 1.68 billion  
**Fiscal Year** : Jan - Dec

### SHARES INFORMATION:

**Exchange** : DFM  
**DFM sector** : Consumer Staples  
**Ticker Code** : DXBE  
**ISIN Code** : AED001501017  
**Currency** : AED  
**Number of Shares** : 7,999,912,670  
**Bloomberg** : DXBE: UH  
**Futures** : Nasdaq Dubai

### AS AT 31 MARCH 2017:

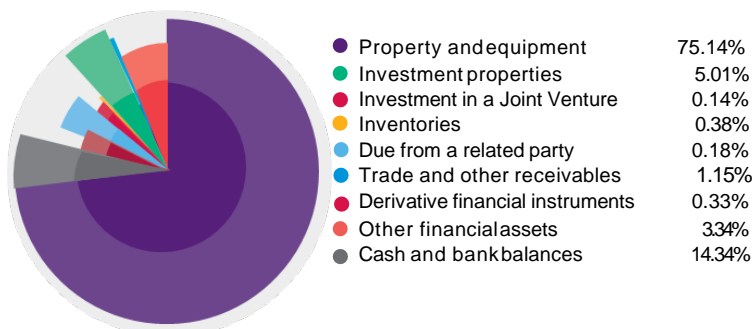
**Market Cap** : AED 8.1 billion  
**Shareholding Structure** : 52% Meraas  
: 11% Qatar Holding  
: 5% KIA  
: 32% Others  
**Number of Staff** : 2,995

## Total Assets

As at 31<sup>st</sup> March 2017

**AED12,541m**

31<sup>st</sup> December 2016: AED 12,814m



## Financial Performance

1<sup>st</sup> January 2017 to 31<sup>st</sup> March 2017;

in AED million

	Q1 2017	Q1 2017 Adjusted*
Revenue	160	160
Cost of Sales	(13)	(13)
Gross Margin	147	147
Operating Expenses	(285)	(214)
Depreciation	(111)	(111)
Interest/Financing Costs (Net)	(43)	(50)
<b>Loss for the period</b>	<b>(292)</b>	<b>(228)</b>
CF hedging gain (loss) on FV	4	4
<b>Total Comprehensive loss for the period</b>	<b>(288)</b>	<b>(224)</b>

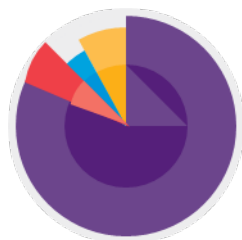
\* Adjusted Q1 2017 performance excludes pre-operating expenses of AED 71 million from operating expenses and AED 7 million of interest income from Six Flags Dubai from Interest/Financing Costs

## Revenue Breakdown

1<sup>st</sup> January 2017 – 31<sup>st</sup> March 2017

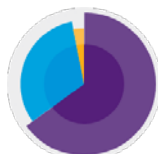
### Total revenue

**AED159.9m**



### Theme park revenue

**AED125.4m**



- Admissions 68%
- In-park spend 24%
- Others 8%

### Retail revenue

**AED14.4m**



- Leasing 76%
- Non-leasing 24%

### Hospitality revenue

**AED10.4m**



- Accommodation 70%
- Others 30%

### Revenue per capita

**AED 213.9**

Theme parks

### GLA leased

**84%**

### Average occupancy

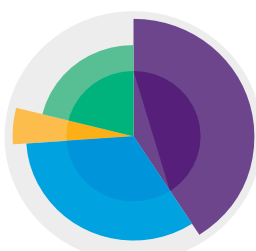
**21%**

## Visits breakdown

1<sup>st</sup> January 2017 – 31<sup>st</sup> March 2017

### Total Visits

**586,355**



- Walk-in 33%
- Online 24%
- Tour operator 14%
- Others 29%

\* Note: Others include Schools, Corporates, Annual passes, VIPs and Complimentary passes

## About Dubai Parks and Resorts

**Largest integrated theme park destination in the region**



**Over 100 rides & attractions spread across 3 theme parks and 1 water park**



**Focused on offering an amazing experience to customers**



## DXB Entertainments IR App

Our IR App will keep you up-to-date with the latest developments - from latest share prices and press releases, to investors days, financial results and our reports library on the go.

Download DXB Entertainments IR App from:



### CONTACT DETAILS

#### DXB ENTERTAINMENTS

Sheikh Zayed Road, Opposite Palm Jebel Ali,  
Exit 5, Saih Shuaib, PO Box 33772 Dubai.  
+971 (0)4 820 0820

#### MARWA GOUDA

Head of Investor Relations  
IR@dxbentertainments.com  
www.dxbentertainments.com/investor-relations