



Financial Highlights

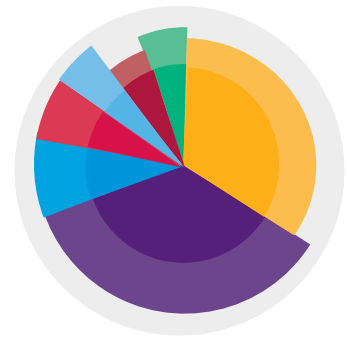
As at 30th June 2017, in AED million

	Q1 2017	Q2 2017	YTD 2017
Visits	586,355	414,454	1,000,817
EBITDA*	(137)	(110)	(247)
Revenue	160	120	279
Cost of Sales	(13)	(20)	(34)
Gross Profit	147	99	246
General, administrative and operating expenses	(333)	(284)	618
Marketing and selling expenses	(41)	(38)	(78)
Interest (expense) / income	(43)	(52)	(95)
Other expenses	(21)	(11)	(32)
Loss for the period	(292)	(286)	(578)
Cash flow hedge – gain / (loss) on fair value	4	(22)	(18)
Total comprehensive loss for the period	(287)	(308)	(596)

Financial Highlights

General, administrative and operating expenses

For the six month period ended 30 June 2017



- Salaries and other employee benefits 32%
- Depreciation 38%
- Utility 9%
- Supplies, communication and IT 6%
- Repairs and maintenance 4%
- Rent 4%
- Others 7%

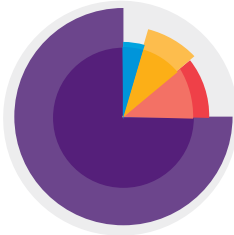
* EBITDA for the period 1 Jan-30 Jun 2017 includes pre-opening expenses of AED 61 million.

Revenue Breakdown

1 April – 30 June 2017

Total revenue

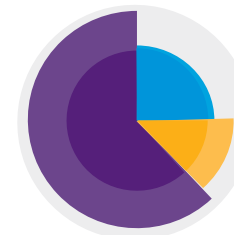
AED 119.6m



- Theme park 72%
- Retail 7%
- Hospitality 10%
- Others 11%

Theme park revenue

AED 86.5m



- Admissions 63%
- In-park spend 32%
- Others 5%

Retail revenue

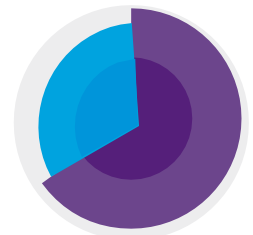
AED 8m



- Leasing 51%
- Non-leasing 49%

Hospitality revenue

AED 11.4m



- Accommodation 64%
- Others 36%

COMPANY INFORMATION:

Industry : Leisure & Entertainment
Listing date : 10 December 2014
Start of Operations : 31st October 2016
Rights issue date : 25 May 2016
Rights issue amount : AED 1.68 billion
Fiscal Year : Jan - Dec

SHARES INFORMATION:

Exchange : DFM
DFM sector : Consumer Staples
Ticker Code : DXBE
ISIN Code : AED001501017
Currency : AED
Number of Shares : 7,999,912,670
Bloomberg Futures : DXBE: UH : Nasdaq Dubai

AS AT 30 JUNE 2017:

Market Cap : AED 6.2 billion (as at 31st July)
Shareholding : 52% Meraas
Structure : 11% Qatar Holding : 5% KIA : 32% Others
Number of Staff : 2,710

Financial Performance

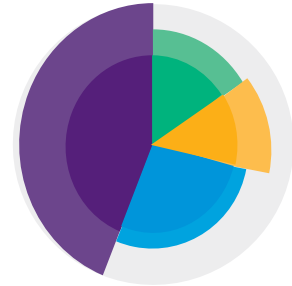
As at 30th June 2017, in AED million

	31 Dec 2016	Q1 2017	Q2 2017	
Balance Sheet	Property & Equipment, investment properties, inventories, advances, & other receivables	10,289	10,324	10,336
	Cash and other financial assets	2,525	2,217	2,120
	Total assets	12,814	12,541	12,460
	Total equity	7,398	7,111	6,802
	Bank Facilities	3,204	3,560	4,003
	Other liabilities	2,212	1,870	1,655
	Total liabilities	5,416	5,430	5,658
	Total equity and liabilities	12,814	12,541	12,813
Cash Flow	Net cash generated by operating activities	678	(529)	(868)
	Net cash used in investing activities	(3,012)	497	164
	Net cash generated from/ (used) in financing activities	3,314	295	671
	Net cash movement during the period	980	263	33
	Cash and cash equivalents at the end of the period	1,344	1,607	1,311

Total Visits

1 April – 30 June 2017

414,454



- Walk-in 38%
- Online & call center 31%
- Tour operator 14%
- Others 17%

* Note: Others include Schools, Corporates, Annual passes, VIPs and Complimentary passes

About DXB Entertainments

DXB Entertainments PJSC (DFM:DXBE) (previously Dubai Parks and Resorts PJSC) is a Dubai-based leisure and entertainment company. We bring together a diverse portfolio of world-class brands to offer entertainment in the areas of theme parks, family entertainment centres and retail and hospitality.

DXB Entertainments is the owner of Dubai Parks and Resorts, the Middle East's largest integrated theme park destination, with five Theme Parks (one under development), two Hotels (one under development), and a themed retail and dining destination all spread over 30.6 million sq.ft of land.

DXB Entertainments also manages five Dubai-based, family entertainment centers including Hub Zero, Splash Pad, The Green Planet and Mattel Play Town in addition to a chain of cinemas, all owned by Meraas.

DXB Entertainments is traded on the Dubai Financial Market ("DFM") under the trading symbol DXBE. With a market cap of AED 6.2 billion as of 31 July 2017, DXB Entertainments is the largest leisure and entertainment company in the region.

Theme Parks



Family Entertainment Centers



Retail and Hospitality



DXB Entertainments IR App

Our IR App will keep you up-to-date with the latest developments - from latest share prices and press releases, to investors days, financial results and our reports library on the go.

Download DXB Entertainments IR App from:



CONTACT DETAILS

DXB ENTERTAINMENTS

Sheikh Zayed Road, Opposite Palm Jebel Ali,
Exit 5, Saih Shuaib, PO Box 33772 Dubai.
+971 (0)4 820 0820

MARWA GOUDA

Head of Investor Relations
IR@dxbentertainments.com
www.dxbentertainments.com/investor-relations